

Harvest Summary of HRW August 26, 2022

By Mark Hodges, Executive Director, Plains Grains, Inc.

<u>State</u>	<u>Percent Complete:</u>
○ Texas	100%
○ Oklahoma	100%
○ Kansas	100%
○ Colorado	100%
○ Nebraska	100%
○ South Dakota	100%
○ Montana	97%
○ Washington	81%
○ Oregon	99%
○ Idaho	56%
○ Wyoming	100%

The 2022 HRW wheat harvest continues in Idaho (now estimated at 56% complete vs the 5-year average of 85% on this date) as hot temperatures now prevail from northern through southwest Idaho with very little rain. Harvest is winding down in central and northeast Oregon now estimated at 96% complete which is comparable to the 5-year average.

Washington continues hot and mostly dry this week with only scattered showers. Statewide, harvest continued to progress at a steady pace, but still estimated 10% to 15% behind the 5-year average. With the extended hot and dry second half of summer, some farmers were concerned with the conditions. In east central Washington wheat harvest was complete and growers are focused on preparations for winter wheat seeding. The Montana HRW wheat harvest is nearing completion with harvest now reported at 97% complete and similar to harvest progress at this time in 2021.

There are now 458 individual samples in the lab with 70 composites formed. There have been 47 of those 70 milled and are in the process of evaluation. Bake water absorptions are averaging 64% (2% higher than last year) and loaf volumes averaging 920 cc (31 cc higher than last year).

Below the data are the number of samples now tested/total projected for each testing parameter.

August 18, 2022

Tst	Exp	MST	Pro %	DKG	TKW	FN	Grade	Test Weight	FM	DMG	S&B	DEF
457**	520	10.7	12.9	0.5	30.3	339	HRW 1	60.6 79.6	0.2	0.6	1.0	1.8
N=		439/520	439/520	439/520	439/520	439/520		439/520 439/520	439/520	439/520	439/520	439/520

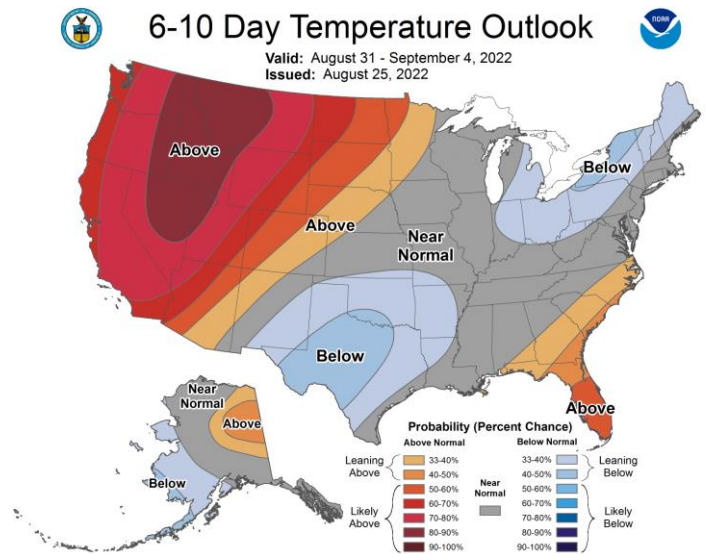
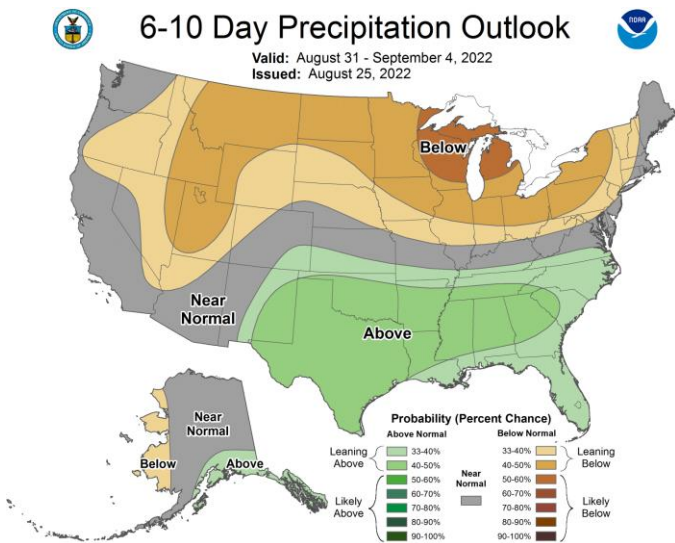
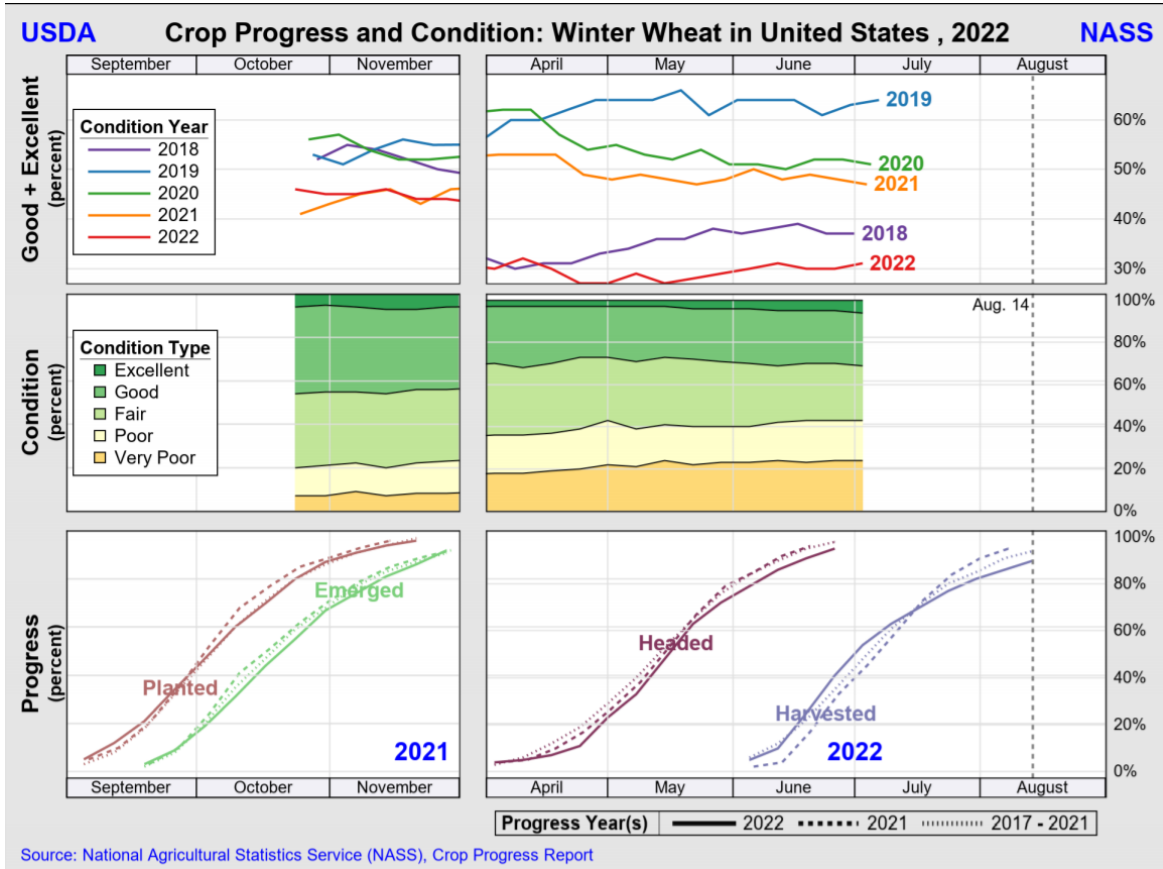
*All 457 samples are in various stages of testing.

August 25, 2022

Tst	Exp	MST	Pro %	DKG	TKW	FN	Grade	Test Weight	FM	DMG	S&B	DEF
458**	520	10.7	12.9	0.5	30.4	341	HRW 1	60.6 79.6	0.2	0.6	1.0	1.8
N=		458/520	458/520	458/520	458/520	458/520		458/520 458/520	458/520	458/520	458/520	458/520

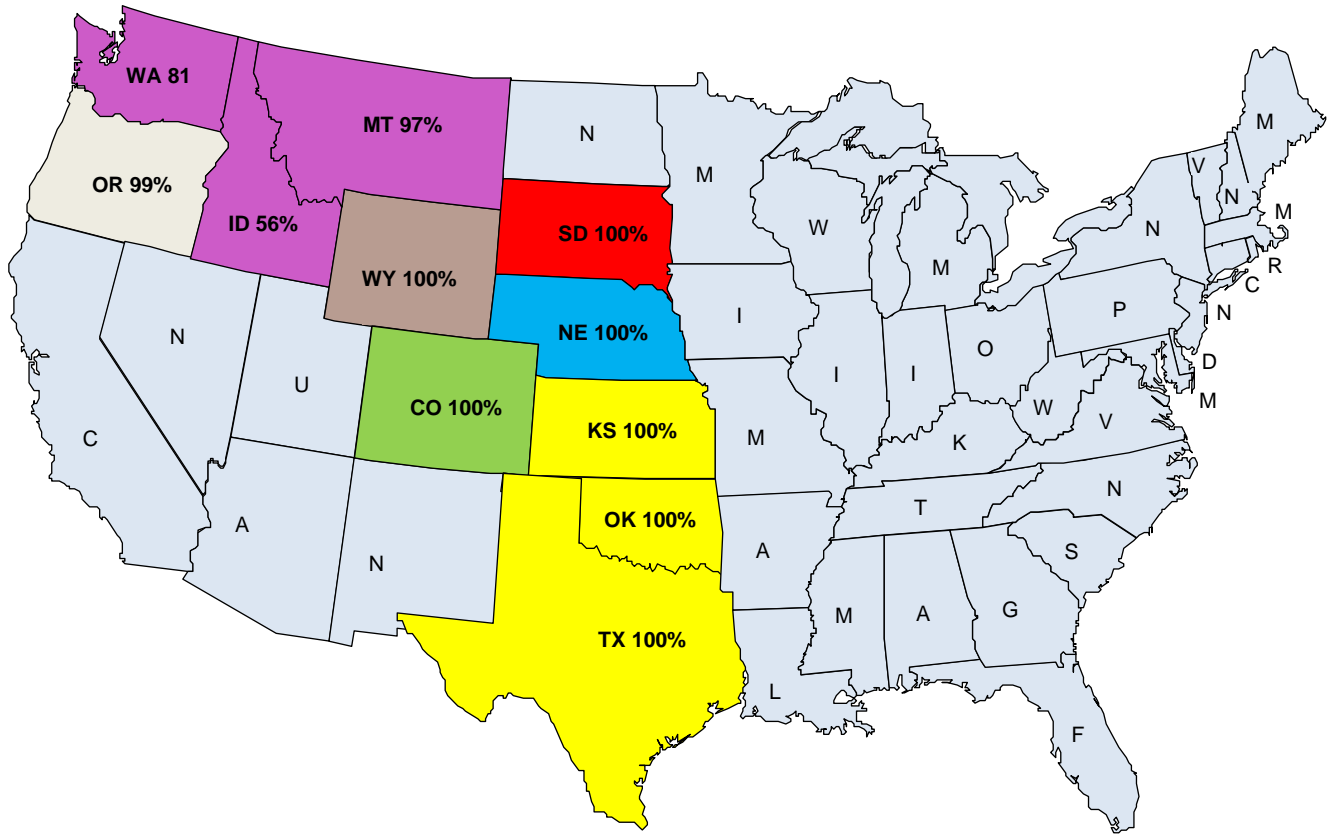
*All 458 samples are in various stages of testing.

The information contained herein is provided as a public service with the understanding Plains Grains, Inc. (PGI) makes no claims, promises, or guarantees about the absolute accuracy, completeness, or adequacy of the contents and expressly disclaims liability for errors and omissions in the contents. PGI may make changes to information at any time and add to, remove, update, or correct the information provided. While PGI attempts to maintain the highest accuracy of content, it makes no representations or warranties as to the completeness or accuracy of the information and data. Individuals accessing this website will make their own determination of how suitable the information and data is for their usage and intent. In no event will PGI be responsible for damages resulting from the use or reliance upon this information and data. PGI does not warrant that the use of this information is free of any claims of copyright infringement.



Percent HRW Harvested by State

August 25, 2022



United States: Winter Wheat Production

